



# Unisys Software and Holding Industries Ltd

Unisys Software and Holding Industries Ltd | BSE Code: 531831 | Market Data as on Date: 05 Jan 2015

Current Price (Rs)	77.00	Market Cap (Rs. Crores)	177.10	Book Value (Rs)	25.39
52 Week High (Rs)	209.10	Shares Outstanding	2,30,00,200	P/B Ratio	3.03
52 Week Low (Rs)	70.00	Beta - Sensex	(0.02)	Earnings Per Share (Rs)	0.09
Face Value per Share (Rs)	10.00	Dividend Yield (%)	-	P/E Ratio	-

## Company Info:

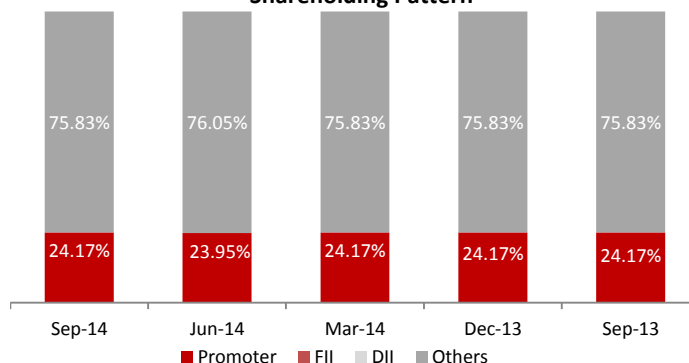
Unisys Softwares & Holding Industries Ltd. is India-based Company. The Company is engaged in the business of software trading, investment in shares and securities and of Non-bank financial companies (NBFC) activities. The Company operates in three segments: sale of software and hardware/mobile, investment activities and other operational activities. Unisys Softwares and Holding Industries were incorporated in the year 1992 in Kolkata, West Bengal. The Company offers its services to customers through industry practices in Software development as well as in the services of NBFC activities.

## Peer Comparison

	Unisys Soft	HDFC	Repco Home
Sales	14.32	6,635.44	169.22
PAT	0.25	1,357.56	32.72
Equity	23.00	313.77	62.16
EPS	0.11	8.64	5.26
OPM	6.54	97.46	29.87
NPM	1.74	20.46	19.34

\* Peers are grouped according to sector and market cap

## Shareholding Pattern



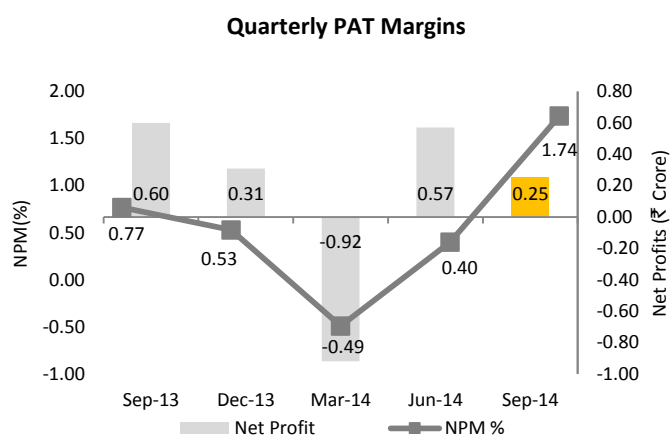
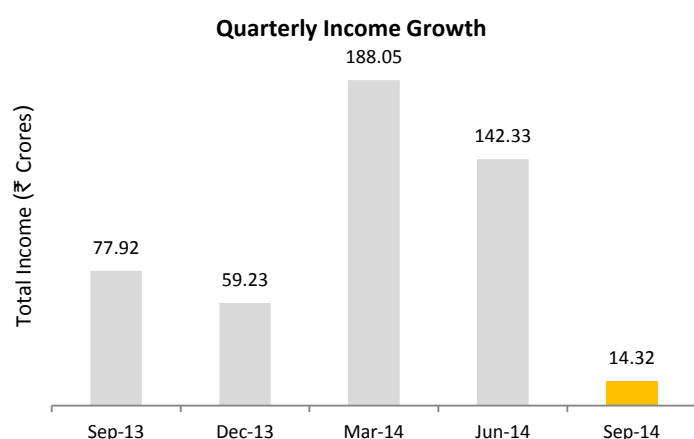
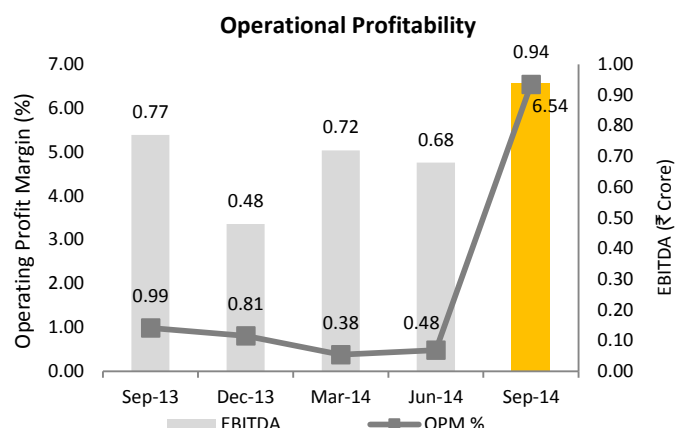
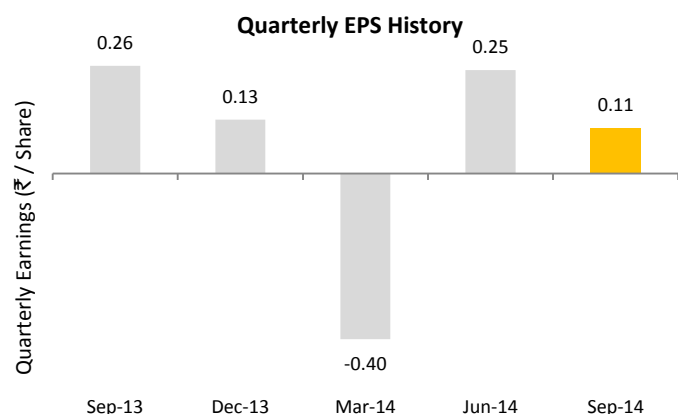
## Quarterly Review - Sep 14:

The company has recorded revenues of Rs 14.32 Crores during the current quarter as against Rs 77.36 Crores for the corresponding quarter last year. EBITDA margins for the current quarter increased to 6.56% in Sep quarter this year as compared to 1.00% in the same quarter previous year. The Profit after Tax (PAT) for current quarter stood at Rs 0.25 Crores.

## Quarterly Results:

### Income Statement

	Figures in Rs Crores							
	Sep-14	% of (1)	Sep-13	% of (1)	Jun-14	% of (1)	Mar-14	% of (1)
Revenue	14.32		77.36		142.33		188.12	
Total Income	14.32		77.92		142.33		188.05	
Expenditure	(13.39)	-93.51%	(77.15)	-99.73%	(141.66)	-99.53%	(187.33)	-99.58%
Interest	(0.58)	-4.05%	-	-	-	-	(1.15)	-0.61%
PBDT	0.36	2.51%	0.77	1.00%	0.68	0.48%	(0.43)	-0.23%
PBIDT	0.94	6.56%	0.77	1.00%	0.68	0.48%	0.72	0.38%
Depreciation	(0.11)	-0.77%	(0.17)	-0.22%	(0.11)	-0.08%	(0.17)	-0.09%
PBT	0.25	1.75%	0.60	0.78%	0.57	0.40%	(0.60)	-0.32%
Tax	-	-	-	-	-	-	(0.32)	-0.17%
Net Profit	0.25	1.75%	0.60	0.78%	0.57	0.40%	(0.92)	-0.49%

**Quarter on Quarter Changes:**

**DISCLOSURE:** THIS REPORT HAS BEEN SPONSORED BY BSE - INVESTOR PROTECTION FUND TRUST

**DISCLAIMER:** While SES has made every effort and has exercised due skill, care and diligence in compiling this report based on publicly available information, it neither guarantees its accuracy, completeness or usefulness, nor assumes any liability whatsoever for any consequence from its use. This report does not have any approval, express or implied, from any authority, nor is it required to have such approval. The users are strongly advised to exercise due diligence while using this report. This report in no manner constitutes an offer, solicitation or advice to buy or sell securities, nor solicits votes or proxies on behalf of any party. SES has no financial liability whatsoever, to the subscribers / users of this report. The report is released in India and SES has ensured that it is in accordance with Indian laws. Person resident outside India shall ensure that laws in their country are not violated while using this report; SES shall not be responsible for any such violation. This report should not be reproduced or redistributed or communicated directly or indirectly in any form to any other person - especially outside India or published or copied in whole or in part, for any purpose.

**ABOUT SES:** Stakeholders' Empowerment Services is a not for profit initiative of like-minded people with a vision to achieve a corporate governance state where all stakeholders are treated in just and fair manner. We believe that this journey can be possible only with active participation of all stakeholders. For more information please contact SES at +91 22 4022 0322, or via e-mail: info@sesgovernance.com

Corporate Governance Research

Corporate Governance Score

Proxy Advisory

Stakeholders' Education